



St Vincent  
de Paul Society  
England and Wales  
Turning Concern into Action

## PLAN A MINI VINNIES' TALK TO SCHOOL OR PARISH



### Leader's guide

#### Things you'll need:

- 'Plan a Mini Vinnies' talk' worksheet (1 per child or group)
- Mini Vinnies logo for your presentation slides
- Access to computers to find pictures for presentation

#### Step-by-step guide:

Invite your Mini Vinnies to start their meeting with a prayer, especially for God's help to give them the words for the presentation they are going to put together. Guide them through the following steps, graded at the best level for them.

Make sure each child, or group, has a copy of the worksheet.

Get them to identify the topic of their talk (you might have a topic already if carrying out a call to action) and note down what the message is that you would like the audience to leave with.

Pick three points about your topic that you'd like to share with the audience. Expand on these.

Write down your conclusion to the talk and what you'd like your audience to do in response to your talk. Is there a call to action you can come up with as a group?

Write down the introduction to the talk, now that you have a good idea of the content. Come up with some ideas for a 'hook' to capture your audience's attention at the beginning.

Write a title for the talk and put together the slides that you're going to use.

Invite a Mini Vinnie to close the meeting in prayer and thank God for the wonderful ideas that have come out of this meeting.

You may want to use a few meetings to give the children the necessary time to prepare their talk.

Plan a date for delivering the talk. Good luck!



St Vincent  
de Paul Society  
England and Wales  
Turning Concern into Action

✉ [youngvincentians@svp.org.uk](mailto:youngvincentians@svp.org.uk)

☎ 020 7703 3030

Registered charity number 1053992

A company limited by guarantee: 3174679



St Vincent  
de Paul Society  
England and Wales  
Turning Concern into Action

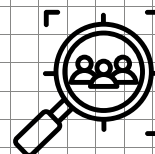
## PLAN A MINI VINNIES' TALK TO SCHOOL OR PARISH



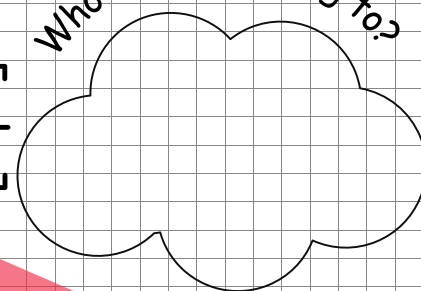
Use this worksheet to plan your Mini Vinnies' talk.

Topic of your talk

Title of your talk




Who are you talking to?




Three points about your topic

- 
- 
- 

Conclusion and action  
you'd like your listeners  
to take.



Ideas for pictures to show  
your audience.



Introduction and 'hook' to  
grab your listeners' attention.



St Vincent  
de Paul Society  
England and Wales  
Turning Concern into Action

✉ [youngvincentians@svp.org.uk](mailto:youngvincentians@svp.org.uk)

☎ 020 7703 3030

Registered charity number 1053992

A company limited by guarantee: 3174679